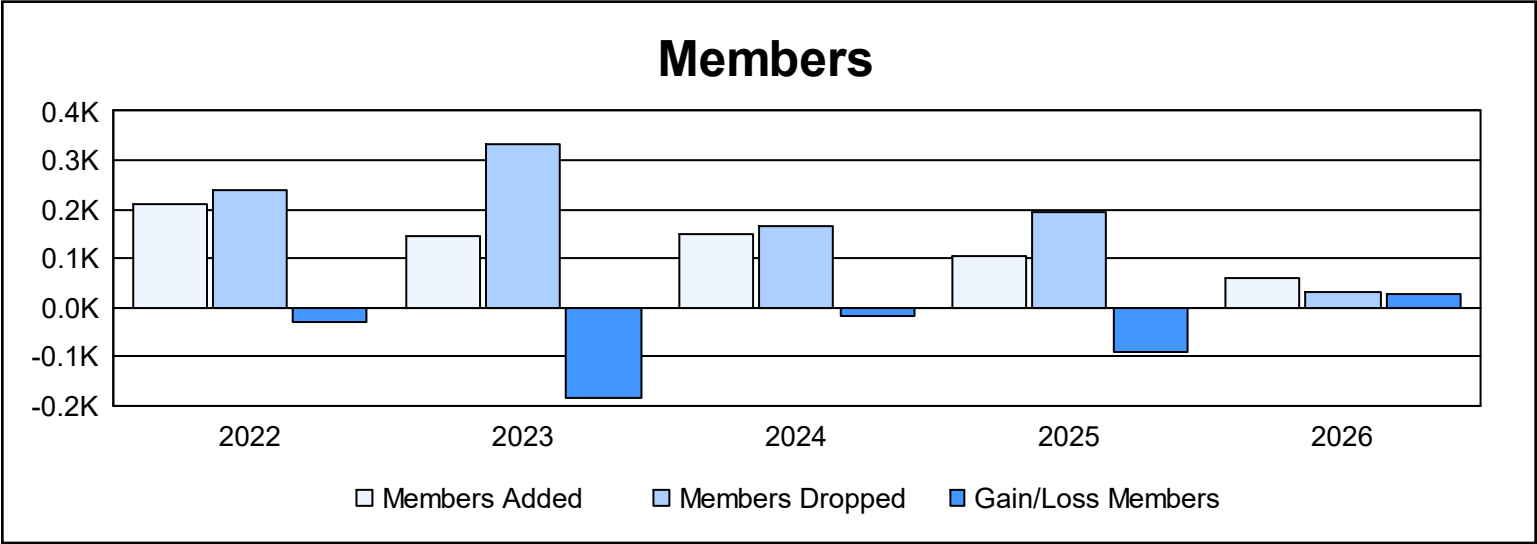
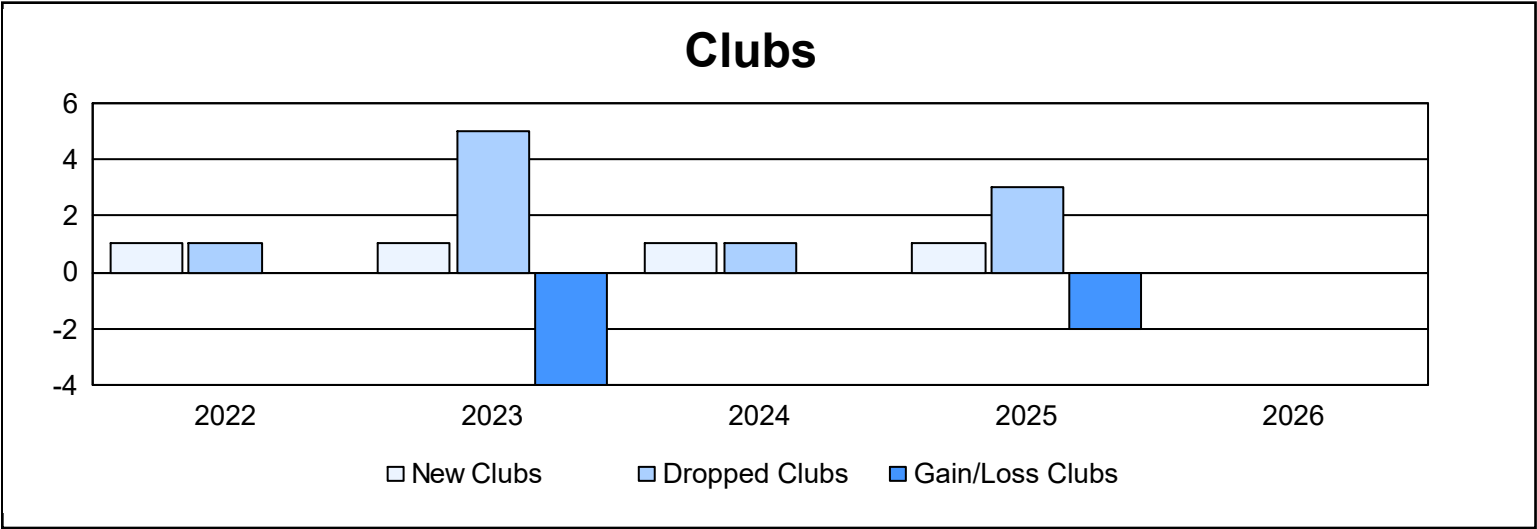
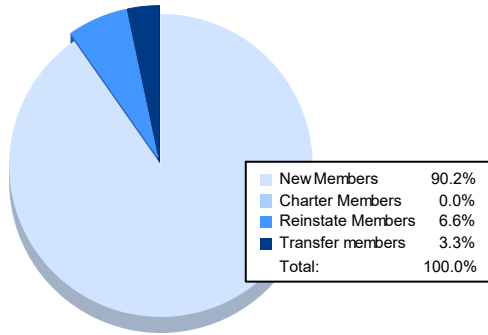


| Year | New Clubs | Dropped Clubs | Gain/ Loss Clubs | New Members | Charter Members | Reinstate Members | Transfer Members | Total Member Added | Total Members Dropped | Gain/ Loss Members |
|-----------|-----------|---------------|------------------|-------------|-----------------|-------------------|------------------|--------------------|-----------------------|--------------------|
| 2021-2022 | 1 | 1 | 0 | 133 | 48 | 14 | 14 | 209 | 238 | -29 |
| 2022-2023 | 1 | 5 | -4 | 93 | 29 | 13 | 12 | 147 | 331 | -184 |
| 2023-2024 | 1 | 1 | 0 | 110 | 26 | 10 | 4 | 150 | 166 | -16 |
| 2024-2025 | 1 | 3 | -2 | 68 | 22 | 6 | 9 | 105 | 194 | -89 |
| 2025-2026 | 0 | 0 | 0 | 55 | 0 | 4 | 2 | 61 | 32 | 29 |
| Average | 1 | 2 | -1 | 92 | 25 | 9 | 8 | 134 | 192 | -58 |



Membership Composition

November 2025 Cumulative



Gender Composition

November 2025 Cumulative

